





FSC® label

21 x 10 mm

EXAMPLE OF PORTRAIT FORMAT



EXAMPLE OF LANDSCAPE FORMAT



EXPLANATIONS

- Information area**
 This area is where you should place your text and images.

- Safety area (3 mm)**
 Do not place any text or information in this area in order to prevent unwanted bleed.

- Bleed (2 mm)**
 Place backgrounds and bled-off images in this additional area in order to prevent white borders after trimming.

- FSC® label**
 The FSC® label (example on page 2) is printed by SAXOPRINT. Please do not place any text here. However, you will need to create backgrounds to avoid white borders.

- 1
Distance from the margin
 5 mm bottom left and bottom right

FSC® label (21 x 10 mm)
 The FSC® label still has a 1 mm white space all around. Please choose whether the FSC® label should be placed on the front, back, bottom left, or bottom right.



FSC® label


21 x 10 mm

Example for 85 x 55 mm landscape



FSC® label placement: back, bottom left

Example for 55 x 85 mm portrait



FSC® label placement: front, bottom right

FSC® label (21 x 10 mm)

The FSC® label still has a 1 mm white space all around. Please choose whether the FSC® label should be placed on the front, back, bottom left, or bottom right.